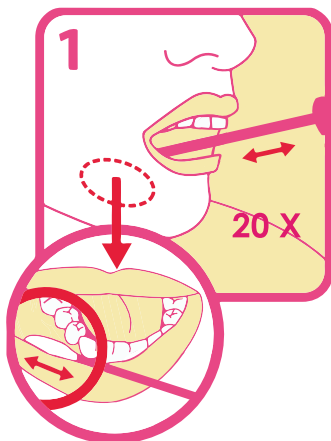


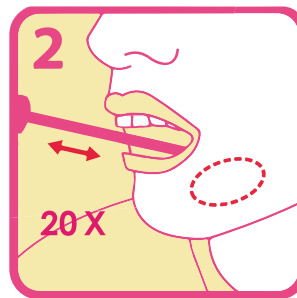
Talent Screening DNA Specimen Collection and Return Procedures

*NO eating or drinking is allowed 30 minutes before collecting your child's DNA sample

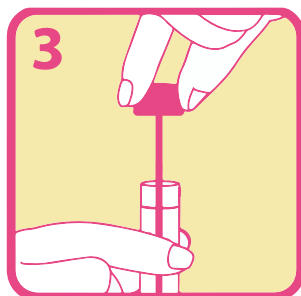
Specimen Collection Procedure



Place the swab in mouth and rub lower gums 20 times back and forth




Repeat rubbing motion on the opposite side of the gums



Insert the swab into the tube and close the cap tightly



Repeat the above procedures using all the buccal swabs provided



Fill up your child's name and NRIC / DOB (for foreigners) and paste the label on the tube after the collection procedure.

Specimen Return Procedure

Please place the specimen into the provided sealable bag and return the test request form together at your earliest convenience. The return envelope and address can be found in your kit. Otherwise, please mail it to 1 Yishun Industrial Street 1, A'Posh Bizhub, #06-01/09, Singapore 768160 (ATTN: Talent Screening).